



















## Transducers for M8

**mindray**  
healthcare within reach

	Probe	Illustration	Parameters	Application	Biopsy kit
Convex	C5-1s		Bandwidth: 1.3-5.7 MHz  ExFOV: 101° Radius: 60mm	Adult Abdomen Gynecology Obstetrics	NGB-022, multi angle, reusable
	C6-2Gs		Bandwidth:1.7-6 MHz  ExFOV:132° Radius:20mm	Interventional	NGB-024, multi angle, reusable
	D7-2s		Bandwidth: 1.6-7.2 MHz  FOV: 71° X 70°(sweep)	Obstetrics	None
Micro-convex	C11-3s		Bandwidth:3-11. 2 MHz  ExFOV: 121° Radius: 15mm	Abdomen Pediatrics Transcranial Vascular Small parts Musculoskeletal	NGB-018, multi angle, reusable
Endocavity	V11-3Ws		Bandwidth:3-11. 2 MHz  ExFOV: 180° Radius: 11mm	Gynecology Obstetrics Urology	NGB-004, single angle, reusable
Linear	L10-3s		Bandwidth:2.7-1 0.5 MHz  FOV:34mm	Vascular Small parts Musculoskeletal Nerve	Not available

L13-3s		Bandwidth: 3.2-12.3MHz  FOV: 37.9 mm	Small parts Vascular Pediatrics Superficial Musculoskeletal Neurology Abdomen	NGB-007, multi angle, reusable
L14-6Ns		Bandwidth:3.5-1 6 MHz  FOV:38mm	Small parts Vascular Pediatrics Superficial Musculoskeletal Neurology	NGB-007, multi angle, reusable
L16-4Hs		Bandwidth:3.5-1 6 MHz  FOV:25mm	Musculoskeletal Nerve Intra-operative Vascular Surgery	Not available
LM14-6s (Matrix)		Bandwidth:3.5-1 6 MHz  FOV:38mm	Small parts Musculoskeletal Nerve	NGB-023, multi angle, reusable
L14-6Ws		Bandwidth:3.5-1 6 MHz  FOV:50mm	Breast Small parts Musculoskeletal Nerve	NGB-007, multi angle, reusable
L20-5s		Bandwidth: 6-23 MHz  FOV: 29mm	Musculoskeletal	None

Sector	P4-2s		Bandwidth: 1.3-4.7 MHz  FOV:90°	Adult Cardiac Transcranial Adult Abdomen	NGB-011, multi angle, reusable
	P10-4s (High Density)		Bandwidth:2.9-1 0.5 MHz  FOV: 90°	Neonatal Cardiac Transcranial	Not available
	P7-3s		Bandwidth:2-8 MHz  FOV: 90°	Pediatric abdomen Pediatric cardiac Neonatal cephalic Neonatal abdomen Neonatal cardiac	Not available
TEE	P7-3Ts		Bandwidth:1.9-8. 2MHz  FOV:90°	Adult cardiac	Not available
	CW2s		Bandwidth: 2MHz	Cardiac	Not available
	CW5s		Bandwidth: 5MHz	Vascular	Not available