

mindray

Resona R9

Platinum Edition

A new leap to precision ultrasound

Multi-Parametric UltraSound Liver Solution

Globally, an estimated 1.5 billion people suffer from chronic liver disease, claiming 2 million lives each year. Liver disease is one of the common cause of death globally with alarming increase in the total annual deaths. In response, Resona R9 Platinum Edition offers multi-parametric ultrasound liver solution that facilitates early detection, treatments and follow-ups of chronic liver disease and liver cancer.

Multi-Parametric Fatty Liver Lab

Multi-parametric fatty liver lab provides multiple quantitative analysis tools which is based on different acoustic technologies. It enables quantitative analysis of steatosis, and improves the sensitivity of fatty liver detection in early stage.

UltraSound ATtenuation Analysis (USAT)



Moderate steatosis
Mean: 0.79

HepatoRenal Index⁺ (HRI⁺)



Severe steatosis
HRI⁺ : 1.79

Liver Texture Index (LTI)



Severe steatosis
LTI: 3.45

Ultra Micro Angiography

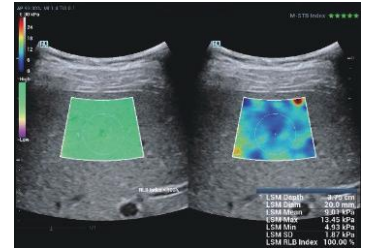
- Better sensitivity and spatial resolution in minute vessels
- Better plunkability of low velocity blood flow
- For overview of the shape and distribution of vascular architecture in lesions



sUMA Liver HCC

Sound Touch Elastography

- Wide range of applications
- High performance shear wave elastography
- Multiple quality control tools



STE Liver HCC

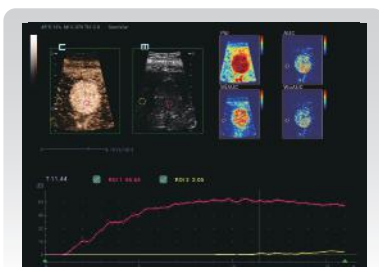
HiFR CEUS

- 4-6 times faster than traditional abdominal CEUS
- More confident in tumor diagnosis
- Great potential for tumor character research
- More accurate ablation evaluation



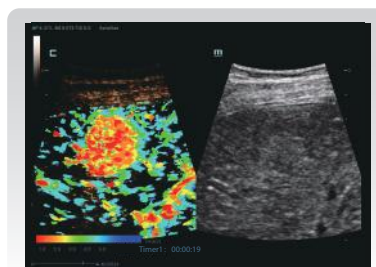
HiFR CEUS Liver HCC

New CEUS Quantification Analysis



CEUS QA Liver HCC

CEUS Chrono-Parametric Mode



CCPM Liver HCC

ultrasound guided Hepatic Interventional Therapy



uHIT Navi Liver HCC